

**BC01601 Appliqué**

Size Inches: 4.50w x 4.62h      Size mm: 114.30w x 117.35h      Stitch Count: 16,504



	I	S
1 Hat & Suit Appliqué Placement Stitch	0020	1234
2 Hat & Suit Appliqué Tackdown & Cover Stitch	1903	1147
3 Skin	1060	1017
4 Cheeks	1532	1019
5 Beard Appliqué Placement Stitch	0020	1234
6 Beard Appliqué Tackdown	4174	1234
7 Eyes & Inside Mouth	0020	1234
8 Hat Appliqué Cover Stitch & Suit Trim	0015	1002
9 Nose	1362	1258
10 Lip & Nose Shading & Outlines	1352	1259
11 Stars & Lettering	0922	1025
12 Stars & Lettering Highlights	0811	1137
13 Stars & Lettering Shading	0941	1126
14 Seam Stitch	0020	1234

**BC01604 Appliqué**

Size Inches: 4.50w x 4.61h      Size mm: 114.30w x 117.09h      Stitch Count: 10,306



	I	S
1 Snowman Appliqué Placement Stitch	0020	1234
2 Snowman Appliqué Tackdown & Cover	0015	1002
3 Cheeks	1352	1259
4 Carrot Nose	1220	1238
5 Carrot Nose Shading & Outlines	1301	1021
6 Hat Appliqué Placement Stitch	0020	1234
7 Mitten & Hat Appliqué Tackdown & Cover Stitch	1903	1147
8 Shading Inside Hat	1912	1035
9 Eyes & Mouth	0132	1220
10 Hat Highlights, Hatband, Snowflakes, & Swirls	0015	1002
11 Seam Stitch	0020	1234

**BC01602 Appliqué**

Size Inches: 4.55w x 4.60h      Size mm: 115.57w x 116.84h      Stitch Count: 19,066



	I	S
1 Hat & Suit Appliqué Placement Stitch	0020	1234
2 Hat & Suit Appliqué Tackdown & Cover Stitch	1903	1147
3 Skin	1060	1017
4 Cheeks	1532	1019
5 Beard Appliqué Placement Stitch	0020	1234
6 Beard Appliqué Tackdown	4174	1234
7 Beard Shading	0105	1327
8 Eyes & Inside Mouth	0020	1234
9 Beard Appliqué Cover Stitch & Suit Trim	0015	1002
10 Nose	1362	1258
11 Lip & Nose Shading & Outlines	1352	1259
12 Pipe, Stars, & Swirls	0922	1025
13 Pipe & Stars Highlights	0811	1137
14 Pipe Shading	0941	1126
15 Pipe Highlights & Smoke	0015	1002
16 Leaves	6043	
17 Leaves Shading	5633	1176
18 Berries	1902	1147
19 Seam Stitch	0020	1234

**BC01605 Appliqué**

Size Inches: 4.50w x 4.63h      Size mm: 114.30w x 117.60h      Stitch Count: 9,720



	I	S
1 Hat Appliqué Placement Stitch	0020	1234
2 Hat Appliqué Tackdown & cover Stitch	1903	1147
3 Snowman Appliqué Placement Stitch	0020	1234
4 Snowman Appliqué Tackdown & Cover Stitch	0015	1002
5 Mitten	1903	1147
6 Hat Highlights, Hatband, Snowflakes, & Swirls	0015	1002
7 Carrot Nose	1220	1238
8 Carrot Nose Shading & Outlines	1301	1021
9 Eyes & Mouth	0132	1220
10 Seam Stitch	0020	1234

**BC01603 Appliqué**

Size Inches: 4.50w x 4.64h      Size mm: 114.30w x 117.86h      Stitch Count: 17,688



	I	S
1 Skin	1060	1017
2 Cheeks	1532	1019
3 Beard Appliqué Placement Stitch	0020	1234
4 Beard Appliqué Tackdown	4174	1234
5 Hat & Suit Appliqué Placement Stitch	0020	1234
6 Hat & Suit Appliqué Tackdown & Cover Stitch	1903	1147
7 Beard Appliqué Cover Stitch & Suit Trim	0015	1002
8 Horn & Stars	0922	1025
9 Horn Shading	0941	1126
10 Horn Shading	0747	1173
11 Horn & Stars Highlights & Swirls	0811	1137
12 Mittens	1903	1147
13 Nose	1362	1258
14 Nose Shading & Outlines	1352	1259
15 Eyes	0020	1234
16 Seam Stitch	4174	1234

**BC01606 Appliqué**

Size Inches: 4.63w x 4.58h      Size mm: 117.60w x 116.33h      Stitch Count: 15,731



	I	S
1 Snowman Appliqué Placement Stitch	0020	1234
2 Snowman Appliqué Tackdown & Cover Stitch	0015	1002
3 Scarf Appliqué Placement Stitch	0020	1234
4 Hat Appliqué Placement Stitch	4174	1234
5 Hat & Scarf Tackdown & Cover Stitch	1903	1147
6 Pipe	0922	1025
7 Pipe Highlights	0811	1137
8 Pipe Shading & Inside Pipe	0941	1126
9 Cheeks	1352	1259
10 Carrot Nose	1220	1238
11 Carrot Nose Shading & Outlines	1301	1021
12 Mouth & Eyes	0132	1220
13 Pipe Highlights, Snowflakes, & Swirls	0015	1002
14 Seam Stitch	0020	1234

Some designs in this collection were created using unique special stitches and/or techniques. To preserve design integrity when rescaling or rotating designs in your software, always rescale or rotate designs using the handles directly on-screen.

I = Isacord® thread color number  
S = Sulky® thread color number

Isacord® is a registered trademark of Ackermann, A Division of the Amann Group  
Sulky® is a registered trademark of Sulky of America

Color crossovers from Isacord® to Sulky® are the closest possible match.  
Not responsible for oversights, errors, or omissions. To ensure accuracy, sew a test piece first.

**BC01607 Appliqué**

Size Inches: 4.57w x 4.63h      Size mm: 116.08w x 117.60h      Stitch Count: 17,869



	I	S
1 Snowman Appliqué Placement Stitch	0020	1234
2 Snowman Appliqué Tackdown & Cover Stitch	0015	1002
3 Cheeks	1352	1259
4 Carrot Nose	1220	1238
5 Carrot Nose Shading & Outlines	1301	1021
6 Mouth & Eyes	0132	1220
7 Scarf Appliqué Placement Stitch	0020	1234
8 Hat Appliqué Placement Stitch	4174	1234
9 Hat & Scarf Tackdown & Cover Stitch & Mitten	1903	1147
10 Horn	0922	1025
11 Horn Highlights	0811	1137
12 Horn Shading	0941	1126
13 Hat Highlights, Hatband, Snowflakes, & Swirls	0015	1002
14 Seam Stitch	0020	1234

**BC01610 Appliqué**

Size Inches: 4.50w x 4.58h      Size mm: 114.30w x 116.33h      Stitch Count: 14,757



	I	S
1 Snowman Appliqué Placement Stitch	0020	1234
2 Snowman Appliqué Tackdown & Cover Stitch	0015	1002
3 Cheeks	1352	1259
4 Carrot Nose	1301	1021
5 Mouth & Eyes	0132	1220
6 Wings	0922	1025
7 Wings Highlights	0811	1137
8 Wings Shading	0941	1126
9 Snowflake	0015	1002
10 Seam Stitch	0020	1234

**BC01608 Appliqué**

Size Inches: 4.72w x 4.58h      Size mm: 119.89w x 116.33h      Stitch Count: 17,113



	I	S
1 Hat & Suit Appliqué Placement Stitch	0020	1234
2 Hat & Suit Appliqué Tackdown & Cover Stitch	1903	1147
3 Skin	1060	1017
4 Cheeks	1532	1019
5 Beard Appliqué Placement Stitch	0020	1234
6 Beard Appliqué Tackdown	4174	1234
7 Beard Shading	0105	1327
8 Eyes & Inside Mouth	0020	1234
9 Beard Appliqué Cover Stitch & Suit Trim	0015	1002
10 Nose	1362	1258
11 Lip & Nose Shading & Outlines	1352	1259
12 Book Appliqué Placement Stitch	0020	1234
13 Book Appliqué Tackdown & Cover Stitch	5633	1176
14 Snowflakes & Book Pages	0015	1002
15 Mittens	1903	1147
16 Seam Stitch	0020	1234

**BC01611 Appliqué**

Size Inches: 4.61w x 4.50h      Size mm: 117.09w x 114.30h      Stitch Count: 14,682



	I	S
1 Snowman Appliqué Placement Stitch	0020	1234
2 Snowman Appliqué Tackdown & Cover Stitch	0015	1002
3 Star Appliqué Placement Stitch	0020	1234
4 Star Appliqué Tackdown	4174	1234
5 Star Appliqué Tackdown & Cover Stitch, Buttons, & Wings	0922	1025
6 Wing & Star Highlights	0811	1137
7 Cheeks	1352	1259
8 Carrot Nose	1301	1021
9 Eyes & Mouth	0132	1220
10 Snowman Arm	0015	1002
11 Seam Stitch	0020	1234

**BC01609 Appliqué**

Size Inches: 4.63w x 4.59h      Size mm: 117.60w x 116.59h      Stitch Count: 18,742



	I	S
1 Hat & Suit Appliqué Placement Stitch	0020	1234
2 Hat & Suit Appliqué Tackdown & Cover Stitch	1903	1147
3 Skin	1060	1017
4 Cheeks	1532	1019
5 Beard Appliqué Placement Stitch	0020	1234
6 Beard Appliqué Tackdown	4174	1234
7 Beard Shading	0105	1327
8 Eyes & Inside Mouth	0020	1234
9 Beard Appliqué Cover Stitch & Suit Trim	0015	1002
10 Nose	1362	1258
11 Nose Shading, Outlines, Lip, & Cheeks	1352	1259
12 Dark Leaves	6043	
13 Light Leaves	5633	1176
14 Ribbon Shading	0922	1025
15 Ribbon	0811	1137
16 Berries	0970	1071
17 Berries Shading	0182	1236
18 Snowflakes	0015	1002
19 Seam Stitch	0020	1234

**BC01612 Appliqué**

Size Inches: 4.50w x 4.58h      Size mm: 114.30w x 116.33h      Stitch Count: 15,369



	I	S
1 Snowman Appliqué Placement Stitch	0020	1234
2 Snowman Appliqué Tackdown & Cover Stitch	0015	1002
3 Book Appliqué Placement Stitch	0020	1234
4 Book Appliqué Tackdown & Cover Stitch, Wings, Star, & Buttons	0922	1025
5 Wings, Star, Book, Buttons Highlights	0811	1137
6 Book, Wings, & Star Shading	0941	1126
7 Snowman Arms Appliqué Cover Stitch	0015	1002
8 Carrot Nose	1301	1021
9 Cheeks	1352	1259
10 Eyes & Mouth	0132	1220
11 Seam Stitch	0020	1234

**BC01613 Appliqué**

Size Inches: 4.59w x 4.58h      Size mm: 116.59w x 116.33h      Stitch Count: 14,294



	I	S
1 Snowman Appliqué Placement Stitch	0020	1234
2 Snowman Appliqué Tackdown & Cover Stitch	0015	1002
3 Wings, Horn, & Buttons	0922	1025
4 Highlights on Wings, Horn, & Buttons	0811	1137
5 Horn Shading	0941	1126
6 Cheeks	1352	1259
7 Carrot Nose	1301	1021
8 Mouth & Eyes	0132	1220
9 Swirls	0015	1002
10 Seam Stitch	0020	1234

**BC01614 Appliqué**

Size Inches: 4.84w x 5.48h      Size mm: 122.94w x 139.19h      Stitch Count: 28,047



	I	S
1 Boots	1154	1057
2 Boots Shading	0747	1173
3 Boots Highlights	0842	1126
4 Hat & Suit Appliqué Placement Stitch	0020	1234
5 Hat & Suit Appliqué Tackdown & Cover Stitch	1903	1147
6 Skin	1060	1017
7 Cheeks	1532	1019
8 Beard Appliqué Placement Stitch	0020	1234
9 Beard Appliqué Tackdown	4174	1234
10 Eyes & Inside Mouth	0020	1234
11 Beard Shading	0105	1327
12 Beard Appliqué Cover Stitch & Suit Trim	0015	1002
13 Gift Appliqué Placement Stitch	0020	1234
14 Gift Appliqué Tackdown	4174	1234
15 Leaves	6043	
16 Leaves Shading & Gift Appliqué Cover Stitch & Stripes	5633	1176
17 Mittens & Ribbon	1903	1147
18 Ribbon Shading & Berry	1725	1081
19 Nose	1362	1258
20 Lip & Nose Shading & Outlines	1352	1259
21 Snowflakes	0015	1002

**BC01615 Appliqué**

Size Inches: 4.81w x 4.82h      Size mm: 122.17w x 122.43h      Stitch Count: 23,339



	I	S
1 Hat & Suit Appliqué Placement Stitch	0020	1234
2 Hat & Suit Appliqué Tackdown	4174	1234
3 Skin	1060	1017
4 Cheeks	1351	1019
5 Beard Appliqué Placement Stitch	0020	1234
6 Beard Appliqué Tackdown	4174	1234
7 Hat & Suit Appliqué Placement Stitch	1903	1147
8 Eyes & Inside Mouth	0020	1234
9 Beard Shading	0105	1327
10 Beard Appliqué Cover Stitch & Suit Trim	0015	1002
11 Boots	1154	1057
12 Boots Highlights	0842	1126
13 Boots Shading	0747	1173
14 Gift Appliqué Placement Stitch	0020	1234
15 Gift Appliqué Tackdown	4174	1234
16 Gift Appliqué Cover Stitch	5324	1232
17 Ribbon Shading	5643	1174
18 Ribbon & Leaves	5633	1176
19 Leaves Highlights	6043	
20 Nose	1362	1258
21 Lip & Nose Shading & Outlines	1352	1259
22 Mittens	1903	1147

**BC01616 Appliqué**

Size Inches: 4.89w x 4.89h      Size mm: 124.21w x 124.21h      Stitch Count: 30,017



	I	S
1 Hat & Suit Appliqué Placement Stitch	0020	1234
2 Hat & Suit Appliqué Tackdown	4174	1234
3 Top Gift	1912	1035
4 Hat & Suit Appliqué Cover Stitch, Mittens, & Top Gift Highlights	1903	1147
5 Skin	1060	1017
6 Cheeks	1532	1019
7 Beard Appliqué Placement Stitch	0020	1234
8 Beard Appliqué Tackdown	4174	1234
9 Eyes & Inside Mouth	0020	1234
10 Beard Shading	0105	1327
11 Beard Appliqué Cover Stitch & Suit Trim	0015	1002
12 Spotted Gift Appliqué Placement Stitch	0020	1234
13 Spotted Gift Appliqué Tackdown	4174	1234
14 Striped Gift Appliqué Placement Stitch	0020	1234
15 Striped Gift Appliqué Tackdown	4174	1234
16 Gifts Appliqué Cover Stitch & Dots & Stripes on Gifts	5633	1176
17 Candy Cane Stripes & Red Gift Ribbon	1902	1147
18 Nose	1362	1258
19 Nose Shading & Lip	1352	1259
20 White Gift Ribbon & Snowflakes	0015	1002

**BC01617 Appliqué**

Size Inches: 4.76w x 4.91h      Size mm: 120.90w x 124.71h      Stitch Count: 29,126



	I	S
1 Hat & Suit Appliqué Placement Stitch	0020	1234
2 Hat & Suit Appliqué Tackdown	4174	1234
3 Skin	1060	1017
4 Cheeks	1532	1019
5 Hat & Suit Appliqué Cover Stitch, Mittens, & Ribbon Highlights	1903	1147
6 Beard Appliqué Placement Stitch	0020	1234
7 Beard Appliqué Tackdown	4174	1234
8 Eyes & Inside Mouth	0020	1234
9 Beard Shading	0105	1327
10 Beard Appliqué Cover Stitch & Suit Trim	0015	1002
11 Boots	1154	1057
12 Boots Shading	0747	1173
13 Boots Highlights	0842	1126
14 Gift Appliqué Placement Stitch	0020	1234
15 Gift Appliqué Tackdown	4174	1234
16 Snowflake & Stripes on Gift	0015	1002
17 Gift Appliqué Cover Stitch & Leaves	6043	
18 Leaves Shading	5633	1176
19 Ribbon	1902	1147
20 Nose	1362	1258
21 Lip & Nose Shading & Outlines	1352	1259

I = Isacord® thread color number  
S = Sulky® thread color number

Isacord® is a registered trademark of Ackermann, A Division of the Amann Group  
Sulky® is a registered trademark of Sulky of America

Color crossovers from Isacord® to Sulky® are the closest possible match.  
Not responsible for oversights, errors, or omissions. To ensure accuracy, sew a test piece first.

**BC01618 Appliqué**

Size Inches: 4.66w x 4.70h      Size mm: 118.36w x 119.38h      Stitch Count: 25,282



	I	S
1 Boots	1154	1057
2 Boots Shading	0747	1173
3 Boots Highlights	0842	1126
4 Hat & Suit Appliqué Placement Stitch	0020	1234
5 Mittens & Hat & Suit Appliqué Tackdown & Cover Stitch	1903	1147
6 Skin	1060	1017
7 Cheeks	1532	1019
8 Beard Appliqué Placement Stitch	0020	1234
9 Beard Appliqué Tackdown	4174	1234
10 Beard Shading	0105	1327
11 Eyes & Inside Mouth	0020	1234
12 Beard Appliqué Cover Stitch & Suit Trim	0015	1002
13 Nose	1362	1258
14 Lip & Nose Shading & Outlines	1352	1259
15 Gift & Ball Inside Stockings	1912	1035
16 Stockings Appliqué Placement Stitch	0020	1234
17 Stripes on Stockings, Candy Canes, Snowflakes, Ribbon on Gift, & Stripe on Ball	0015	1002
18 Stockings Appliqué Cover Stitch	5633	1176
19 Stripes on Candy Canes	1902	1147

**BC01621 Appliqué**

Size Inches: 4.82w x 5.08h      Size mm: 122.43w x 129.03h      Stitch Count: 21,317



	I	S
1 Gift Appliqué Placement Stitch	0020	1234
2 Gift Appliqué Tackdown	4174	1234
3 Snowman Appliqué Placement Stitch	0020	1234
4 Snowman Appliqué Tackdown & Cover Stitch	0015	1002
5 Cheeks	1352	1259
6 Scarf Appliqué Placement Stitch	0020	1234
7 Scarf Appliqué Tackdown	4174	1234
8 Carrot Nose	1301	1021
9 Candy Cane Skates	0015	1002
10 Gift Appliqué Cover Stitch & Stripes	5633	1176
11 Scarf Appliqué Cover Stitch, Hat, Ribbon, & Stripes on Candy Canes	1903	1147
12 Hat & Ribbon Shading	1912	1035
13 Buttons, Eyes, & Mouth	0132	1220
14 Buttons Shading & Outlines	0020	1234
15 Buttons & Hat Highlights, Hat Band, Snowflakes, & Swirls	0015	1002
16 Leaves	6043	
17 Leaves Shading	5633	1176

**BC01619 Appliqué**

Size Inches: 4.53w x 4.48h      Size mm: 115.06w x 113.79h      Stitch Count: 18,094



	I	S
1 Hat Appliqué Placement Stitch	0020	1234
2 Hat Appliqué Tackdown & Cover Stitch	1903	1147
3 Skin	1060	1017
4 Cheeks	1532	1019
5 Beard Appliqué Placement Stitch	0020	1234
6 Beard Appliqué Tackdown	4174	1234
7 Beard Shading	0105	1327
8 Eyes & Inside Mouth	0020	1234
9 Beard Appliqué Cover Stitch & Hat Trim	0015	1002
10 Nose	1362	1258
11 Lip & Nose Shading & Outlines	1352	1259
12 Leaves	6043	
13 Leaves Shading	5633	1176
14 Berries	1902	1147
15 Stars & Ribbon	0811	1137
16 Stars & Ribbon Shading	0922	1025

**BC01622 Appliqué**

Size Inches: 4.85w x 4.95h      Size mm: 123.19w x 125.73h      Stitch Count: 22,488



	I	S
1 Scarf Appliqué Placement Stitch	0020	1234
2 Scarf Appliqué Tackdown	4174	1234
3 Gifts Appliqué Placement Stitch	0020	1234
4 Gifts Appliqué Tackdown	4174	1234
5 Snowman Appliqué Placement Stitch	0020	1234
6 Snowman Appliqué Tackdown	0015	1002
7 Scarf Cover Stitch	1902	1147
8 Dark Red Gift	1912	1035
9 Stripes on Appliqued Gift & Ribbon on Dark Red Gift	0015	1002
10 Dark Green Gift Appliqué Cover Stitch & Small Green Gift	5633	1176
11 Cheeks	1352	1259
12 Snowman Cover Stitch & Candy Cane Skates	0015	1002
13 Hat, Ribbons, & Stripes on Candy Canes	1902	1147
14 Hat & Bow Shading	1912	1035
15 Eyes, Mouth, & Buttons	0132	1220
16 Buttons Shading & Outlines	0020	1234
17 Top Gift Appliqué Cover Stitch & Leaves	6043	
18 Leaves Shading	5633	1176
19 Carrot Nose	1301	1021
20 Hat Highlights, Dots on Small Green Gift, Hat Band, Snowflakes, & Swirls	0015	1002

**BC01620 Appliqué**

Size Inches: 4.87w x 6.79h      Size mm: 123.70w x 172.47h      Stitch Count: 26,565



	I	S
1 Hat & Suit Appliqué Placement Stitch	0020	1234
2 Hat & Suit Appliqué Tackdown & Cover Stitch	1903	1147
3 Skin	1060	1017
4 Cheeks	1532	1019
5 Suit Trim	0015	1002
6 Belt	0020	1234
7 Stars, Letters, Belt Buckle, & Boots	0922	1025
8 Highlights on Stars, Letters, Belt Buckle, & Boots	0811	1137
9 Letters Shading	0941	1126
10 Beard Appliqué Placement Stitch	0020	1234
11 Beard Appliqué Tackdown	4174	1234
12 Eyes & Inside Mouth	0020	1234
13 Beard Shading	0105	1327
14 Beard Appliqué Cover Stitch	0015	1002
15 Nose	1362	1258
16 Lip & Nose Shading & Outlines	1352	1259

**BC01623 Appliqué**

Size Inches:  
4.05w x 5.74h

Size mm:  
102.87w x 145.80h

Stitch Count:  
26,155



	I	S
1 Skin	1060	1017
2 Cheeks	1532	1019
3 Hat Appliqué Placement Stitch	0020	1234
4 Hat Appliqué Tackdown & Cover Stitch	1903	1147
5 Beard Appliqué Placement Stitch	0020	1234
6 Beard Appliqué Tackdown	4174	1234
7 Eyes & Inside Mouth	0020	1234
8 Beard Shading	0105	1327
9 Beard Appliqué Cover Stitch & Hat Trim	0015	1002
10 Nose	1362	1258
11 Lip & Nose Shading & Outlines	1352	1259
12 Candy Canes & Snowflakes	0015	1002
13 Candy Cane Shading	4071	1223
14 Candy Cane Stripes	1902	1147

**BC01626**

Size Inches:  
4.05w x 3.77h

Size mm:  
102.87w x 95.76h

Stitch Count:  
4,117



1 Single Color Design	0015	1002
-----------------------	------	------

**BC01624**

Size Inches:  
2.36w x 4.92h

Size mm:  
59.94w x 124.97h

Stitch Count:  
12,537



	I	S
1 Candy Canes	0015	1002
2 Candy Cane Stripes	1902	1147
3 Bird Legs & Beak	0704	1185
4 Bird	1903	1147
5 Bird Shading	1912	1035
6 Bird Highlights	1703	1037
7 Bird Eye	0020	1234

**BC01627**

Size Inches:  
3.96w x 3.48h

Size mm:  
100.58w x 88.39h

Stitch Count:  
3,531



1 Single Color Design	0015	1002
-----------------------	------	------

**BC01625**

Size Inches:  
3.94w x 2.76h

Size mm:  
100.08w x 70.10h

Stitch Count:  
3,831



1 Single Color Design	0015	1002
-----------------------	------	------

**BC01628 Appliqué**

Size Inches:  
3.46w x 2.21h

Size mm:  
87.88w x 56.13h

Stitch Count:  
6,772



	I	S
1 Appliqué Placement Stitch	0020	1234
2 Appliqué Tackdown & Cover Stitch	5324	1232
3 Linework on Gift	0015	1002
4 Ribbon	1902	1147
5 Ribbon Shading & Outlines	1912	1035
6 Ribbon Highlights	1725	1081
7 Seam Stitch	0020	1234

**BC01629 Appliqué**

Size Inches:  
3.46w x 6.87h

Size mm:  
87.88w x 174.50h

Stitch Count:  
6,909



			I	S
■ 1	Tree Trunk		0941	1126
■ 2	Pot Appliqué Placement Stitch		0020	1234
■ 3	Pot Appliqué Tackdown & Cover Stitch		1903	1147
■ 4	Light Branches Appliqué Placement Stitch		0020	1234
□ 5	Light Branches Appliqué Cover Stitch		0015	1002
■ 6	Dark Branches Appliqué Placement Stitch		0020	1234
□ 7	Dark Branches Appliqué Cover Stitch		0015	1002
■ 8	Ornaments		1902	1147
■ 9	Ornaments Shading & Outlines		1912	1035
■ 10	Ornaments & Pot Highlights		1725	1081
■ 11	Star & Swirls		0922	1025
■ 12	Star & Swirls Highlights & Star Outlines		0811	1137
■ 13	Seam Stitch		0020	1234

**BC01631 Appliqué**

Size Inches:  
3.67w x 3.67h

Size mm:  
93.22w x 93.22h

Stitch Count:  
6,035



			I	S
■ 1	Dark Green Points Appliqué Placement Stitch		0020	1234
■ 2	Dark Green Points Appliqué Tackdown & Cover Stitch		5324	1232
■ 3	Red Star Appliqué Placement Stitch		0020	1234
■ 4	Green Stripes on Red Star		6043	
■ 5	Small White Star Appliqué Placement Stitch		0020	1234
□ 6	Red & Small White Star Appliqué Cover Stitch & White Design		0015	1002
■ 7	Seam Stitch		0020	1234

**BC01630 Appliqué**

Size Inches:  
4.87w x 6.87h

Size mm:  
123.70w x 174.50h

Stitch Count:  
26,667



			I	S
■ 1	Gold Gift		0922	1025
□ 2	Candy Canes		0015	1002
■ 3	Light Green Candy Cane Stripes		6043	
■ 4	Inside Stocking		1912	1035
■ 5	Dark Green Candy Cane Stripes & Ribbon on Gold Gift		5324	1232
■ 6	Red Candy Cane Stripes		1902	1147
■ 7	Back Portion of Boot Appliqué Placement Stitch		0020	1234
□ 8	White Stripes on Back Portion of Boot		0015	1002
■ 9	Light Green Front of Boot Appliqué Placement Stitch		0020	1234
■ 10	Light Green Front of Boot Appliqué Tackdown & Cover Stitch, & Green Stripes on Back Portion of Boot		6043	
■ 11	Dark Green Portion of Boot Appliqué Placement Stitch		0020	1234
■ 12	Design Work on Dark Green Portion of Boot		6043	
■ 13	Leaves Appliqué Placement Stitch		0020	1234
■ 14	Leaves & Dark Green Portion of Boot		5324	1232
■ 15	Heel, Toe & Berries Appliqué Placement Stitch		0020	1234
■ 16	Heel, Toe, Berries & Back Portion of Boot Appliqué Cover Stitch		1903	1147
□ 17	Light Green Front of Boot Appliqué Cover Stitch & White Dots & Stripes		0015	1002
■ 18	Veins in Leaves & Dots & Stripes on Heel		6043	
■ 19	Ribbon		1902	1147
■ 20	Ribbon Shading & Outlines		1912	1035
■ 21	Ribbon, Candy Canes, & Berries Highlights		1725	1081
■ 22	Stars & Swirls		0922	1025
■ 23	Stars & Swirls Highlights, Star Outlines, & Dots		0811	1137
■ 24	Seam Stitch		0020	1234

**BC01632** Size Inches:  
4.87w x 2.21h

Size mm:  
123.70w x 56.13h

Stitch Count:  
14,487



			I	S
□ 1	Candy Canes		0015	1002
■ 2	Green Stripes		5324	1232
■ 3	Green Stripes Highlights		5633	1176
■ 4	Dark Red Stripes		1902	1147
■ 5	Red Stripes		1903	1147
■ 6	Ribbon		1902	1147
■ 7	Ribbon Shading & Outlines		1912	1035
■ 8	Red Stripes & Ribbon Highlights		1725	1081
■ 9	Seam Stitch		0020	1234

**BC01633 Appliqué**

Size Inches:  
3.67w x 5.41h

Size mm:  
93.22w x 137.41h

Stitch Count:  
13,915



			I	S
■ 1	Red Portions Appliqué Placement Stitch		0020	1234
■ 2	Red Portions Appliqué Tackdown & Cover Stitch		1903	1147
■ 3	Dark Green Portions Appliqué Placement Stitch		0020	1234
■ 4	Dark Green Portions Appliqué Tackdown & Cover Stitch		5324	1232
■ 5	Light Green Portion Appliqué Placement Stitch		0020	1234
■ 6	Light Green Portions Appliqué Tackdown & Cover Stitch & Stripes		6043	
□ 7	White Design Work & Dots		0015	1002
■ 8	Ribbon		1902	1147
■ 9	Ribbon Shading & Outlines		1912	1035
■ 10	Ribbon Highlights		1725	1081
■ 11	Stars & Swirls		0922	1025
■ 12	Stars & Swirls Highlights, Star Outlines, & Hanging Loop		0811	1137
■ 13	Seam Stitch		0020	1234

**BC01634 Appliqué**

Size Inches: 4.03w x 6.03h      Size mm: 102.36w x 153.16h      Stitch Count: 13,531

I      S



- 1 Appliqué Placement Stitch      0020      1234
- 2 Appliqué Tackdown & Cover      5324      1232
- 3 Linework on Gift      0015      1002
- 4 Ribbon      1902      1147
- 5 Ribbon Shading & Outlines      1912      1035
- 6 Ribbon Highlights      1725      1081
- 7 Seam Stitch      0020      1234

**BC01636 Appliqué (Jumbo)**

Size Inches: 7.87w x 12.00h      Size mm: 199.90w x 304.80h      Stitch Count: 53,210

I      S



- 1 Gold Gift      0922      1025
- 2 Candy Canes      0015      1002
- 3 Light Green Candy Cane Stripes      6043
- 4 Inside Stocking      1912      1035
- 5 Dark Green Candy Cane Stripes & Ribbon on Gold Gift      5324      1232
- 6 Red Candy Cane Stripes      1902      1147
- 7 Back Portion of Boot Appliqué Placement Stitch      0020      1234
- 8 White Stripes on Back Portion of Boot      0015      1002
- 9 Light Green Front of Boot Appliqué Placement Stitch      0020      1234
- 10 Light Green Front of Boot Appliqué Tackdown & Cover Stitch, & Green Stripes on Back Portion of Boot      6043
- 11 Dark Green Portion of Boot Appliqué Placement Stitch      0020      1234
- 12 Design Work on Dark Green Portion of Boot      6043
- 13 Leaves Appliqué Placement Stitch      0020      1234
- 14 Leaves & Dark Green Portion of Boot Appliqué Cover Stitch      5324      1232
- 15 Heel, Toe, & Berries Appliqué Placement Stitch      0020      1234
- 16 Heel, Toe, Berries, & Back Portion of Boot Appliqué Cover Stitch      1903      1147
- 17 Light Green Front of Boot Appliqué Cover Stitch & White Dots & Stripes      0015      1002
- 18 Veins in Leaves & Dots & Stripes on Heel      6043
- 19 Ribbon      1902      1147
- 20 Ribbon Shading & Outlines      1912      1035
- 21 Ribbon, Candy Canes, & Berries Highlights      1725      1081
- 22 Stars & Swirls      0922      1025
- 23 Stars & Swirls Highlights, Stars Outlines, & Dots      0811      1137
- 24 Seam Stitch      0020      1234

**BC01635 Appliqué (Jumbo)**

Size Inches: 6.00w x 12.00h      Size mm: 152.40w x 304.80h      Stitch Count: 13,199

I      S



- 1 Tree Trunk      0941      1126
- 2 Pot Appliqué Placement Stitch      0020      1234
- 3 Pot Appliqué Tackdown & Cover Stitch      1903      1147
- 4 Light Branches Appliqué Placement Stitch      0020      1234
- 5 Light Branches Appliqué Tackdown      0015      1002
- 6 Dark Branches Appliqué Placement Stitch      0020      1234
- 7 Dark Branches Appliqué Tackdown      0015      1002
- 8 Ornaments      1902      1147
- 9 Ornaments Shading & Outlines      1912      1035
- 10 Ornaments & Pot Highlights      1725      1081
- 11 Star & Swirls      0922      1025
- 12 Star & Swirls Highlights & Star      0811      1137
- 13 Seam Stitch      0020      1234

**BC01637 Appliqué (Jumbo)**

Size Inches: 4.00w x 8.00h      Size mm: 101.60w x 203.20h      Stitch Count: 31,229

I      S



- 1 Candy Canes      0015      1002
- 2 Green Stripes      5324      1232
- 3 Green Stripes Highlights      5633      1176
- 4 Dark Red Stripes      1902      1147
- 5 Red Stripes      1903      1147
- 6 Ribbon      1902      1147
- 7 Ribbon Shading & Outlines      1912      1035
- 8 Red Stripes & Ribbon Highlights      1725      1081
- 9 Seam Stitch      0020      1234

**BC01638 Appliqué (Jumbo)**

Size Inches: 6.00w x 6.00h      Size mm: 152.40w x 152.40h      Stitch Count: 9,881



		I	S
■ 1	Dark Green Points Appliqué Placement Stitch	0020	1234
■ 2	Dark Green Points Appliqué Tackdown & Cover Stitch	5324	1232
■ 3	Red Star Appliqué Placement Stitch	0020	1234
■ 4	Green Stripes on Red Star	6043	
■ 5	Small White Star Appliqué Placement Stitch	0020	1234
□ 6	Red & Small White Star Appliqué Cover Stitch & White Design	0015	1002
■ 7	Seam Stitch	0020	1234

**BC01639 Appliqué (Jumbo)**

Size Inches: 6.00w x 10.00h      Size mm: 152.40w x 254.00h      Stitch Count: 27,453



		I	S
■ 1	Red Portions Appliqué Placement Stitch	0020	1234
■ 2	Red Portions Tackdown & Cover Stitch	1903	1147
■ 3	Dark Green Portions Appliqué Placement Stitch	0020	1234
■ 4	Dark Green Portions Appliqué Tackdown & Cover Stitch	5324	1232
■ 5	Light Green Portion Appliqué Placement Stitch	0020	1234
■ 6	Light Green Portion Appliqué Tackdown & Cover Stitch & Stripes	6043	
□ 7	White Design Work & Dots	0015	1002
■ 8	Ribbon	1902	1147
■ 9	Ribbon Shading & Outlines	1912	1035
■ 10	Ribbon Highlights	1725	1081
■ 11	Stars & Swirls	0922	1025
■ 12	Stars & Swirls Highlights, Stars Outlines, & Hanging Loop	0811	1137
■ 13	Seam Stitch	0020	1234

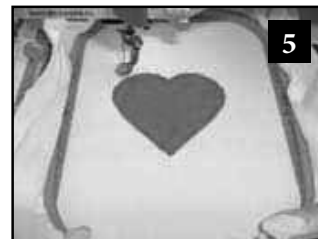






## Pre-Cut Appliqué Instructions

1. Print out the necessary pages from the PDF of the appliqué pattern(s).
2. Mark the right side of the pattern pieces so you'll know which direction to lay the pattern on the fabric.
3. Lightly spray the wrong side of the pattern pieces with temporary adhesive spray and allow it to set for a few minutes.
4. Place the pattern pieces on the right side of the fabric and carefully cut them out. **PHOTO 1**
5. Sew the placement stitch on you hooped fabric. **PHOTO 2**
6. With the paper still stuck to the right side of the appliqué fabric, spray the wrong side of the fabric with temporary spray adhesive.
7. Place the fabric inside the sewing placement stitch so that it matches the stitching line then remove the paper pattern. **PHOTO 3**
8. Sew the tackdown. **PHOTO 4**
9. Sew the remainder of the design and repeat for any remaining pieces. **PHOTO 5**

**NOTE:** The patterns are sized for the designs as they were made. If you resize the design, you will need to resize the pattern the same amount. You can print out the pattern at the normal size then copy it on a copy machine at the changed size, i.e. resize the designs to 80%, resize the printed pattern to 80%.

**TIP:** When Printing the patterns, make sure that the “Fit to page” option is **UNCHECKED** in the Print Dialog Box. If this option is checked the printed patterns will not be actual size.



## Making Precut Appliqué Using BERNINA® Cutwork Accessory

### SUPPLIES

- Cut-Away Stabilizer
- Temporary Spray Adhesive
- Appliqué Fuse & Fix Stabilizer
- Embroidery Thread
- Stabilizer that is appropriate for your project
- BERNINA® CutWork Accessory

### PREPARE APPLIQUE FABRIC

1. Starch appliqué fabric 2-3 times following manufacturer's instructions.
2. Appliqué fabric should be crisp.
3. Iron Appliqué Fuse & Fix to the wrong side of the starched appliqué fabric following instructions on product packaging.

### CUT APPLIQUE PIECES

1. Hoop one layer of Cut-Away Stabilizer.
2. Send first CWA file to the embroidery machine. (CWA files are the pre-cut appliqué files to use with the CutWork Accessory; these files will end in CWA01, CWA02, and CWA03 etc. The number of CWA files available for each design will depend upon how many separate appliqués each design contains.)
3. Stitch the first color, this will be the placement stitch.
4. Remove the hoop from the machine but do not remove the stabilizer from the hoop. Spray the hooped stabilizer with temporary spray adhesive. Lay prepared appliqué fabric over the placement stitch, being sure to completely cover the stitching. Apply pressure to appliqué fabric to ensure it is adhered.
5. Stitch the second color, this will be the basting stitch. It is meant to baste the appliqué fabric to your hooped stabilizer.
6. Replace normal stitch plate with the CutWork stitch plate.
7. Unthread the machine.
8. If necessary, turn off the upper thread control on your machine. Refer to your machine's user manual. Note that the most recent version of the 830 will perform this task automatically.
9. Replace embroidery needle with the CutWork Accessory.
10. Replace embroidery foot with foot #44 (If you do not have foot #44 you can leave foot #15 on the machine; foot #44 will simply keep the cut fabric from flagging as much).
11. Attach the hoop to the machine.
12. To cut the first appliqué piece follow the "thread changes" on your machine screen and turn the dial on the CutWork tool as required.
13. Remove the hoop from the machine.
14. Gently remove cut appliqué piece, trimming any thread that may have not been cut completely.

### PHOTO 1

15. Repeat as needed for designs with multiple appliqué pieces.



PHOTO 1


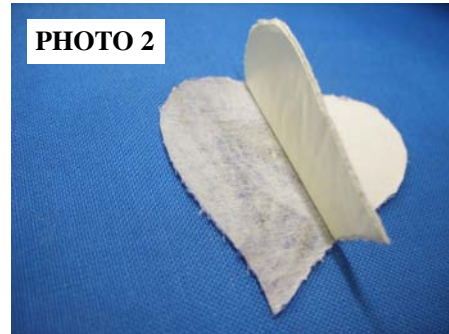
### TACKDOWN APPLIQUE AND COMPLETE EMBROIDERY DESIGN

1. Replace the embroidery needle and rethread the machine.
2. Replace the embroidery foot #15.
3. Spray hoop sized piece of stabilizer that is appropriate for your project and adhere to wrong side of background fabric or project that is to be hooped.
4. Hoop fabric/project and stabilizer.
5. Attach hoop to machine.
6. Send the embroidery file to the machine (this is not a CWA file).
7. Stitch design as normal following the thread changes on the provided thread chart stopping after each Appliqué Placement Stitch.

## Making Precut Appliqué Using BERNINA® Cutwork Accessory


1. After stitching an Appliqué Placement Stitch, take the precut appliqué pieces required and peel off the cutaway backing and the release paper revealing a sticky backing. **PHOTO 2**
2. Remove hoop from machine, but do not remove the fabric from the hoop.
3. Adhere precut appliqué piece evenly over the Appliqué Placement Stitch; use pressure to make sure pieces stick well. **PHOTO 3**
4. Reattach hoop to machine.
5. Continue stitching design until all appliqué pieces are placed and all stitching is complete. **PHOTO 4**

**NOTE:** Design pictured is for instructional purposes and may not be included in this collection.



**BC01634\_CWA** For use with the BERNINA CutWork Accessory

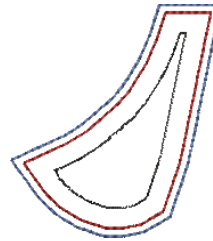
Size Inches: 2.27w x 5.50h  
 Size mm: 57.66w x 139.70h  
 Stitch Count: 3,158 I S



- 1 Placement Stitch 3600 1076
- 2 Basting Stitch 1902 1147
- 3 BERNINA CutWork Accessory Cut 1 1001
- 4 BERNINA CutWork Accessory Cut 3 1001

**BC01635\_CWA04** For use with the BERNINA CutWork Accessory

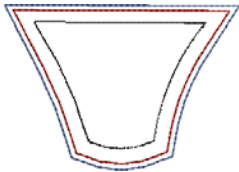
Size Inches: 2.06w x 2.26h  
 Size mm: 52.32w x 57.40h  
 Stitch Count: 1,358 I S



- 1 Placement Stitch 3600 1076
- 2 Basting Stitch 1902 1147
- 3 BERNINA CutWork Accessory Cut 1 1001
- 4 BERNINA CutWork Accessory Cut 2 1001
- 5 BERNINA CutWork Accessory Cut 3 1001
- 6 BERNINA CutWork Accessory Cut 4 1001

**BC01635\_CWA01** For use with the BERNINA CutWork Accessory

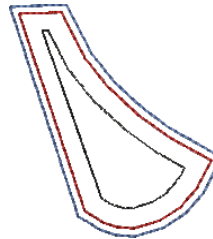
Size Inches: 3.11w x 2.17h  
 Size mm: 78.99w x 55.12h  
 Stitch Count: 1,893 I S



- 1 Placement Stitch 3600 1076
- 2 Basting Stitch 1902 1147
- 3 BERNINA CutWork Accessory Cut 1 1001
- 4 BERNINA CutWork Accessory Cut 2 1001
- 5 BERNINA CutWork Accessory Cut 3 1001
- 6 BERNINA CutWork Accessory Cut 4 1001

**BC01635\_CWA05** For use with the BERNINA CutWork Accessory

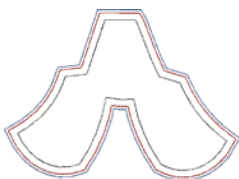
Size Inches: 2.11w x 2.29h  
 Size mm: 53.59w x 58.17h  
 Stitch Count: 1,416 I S



- 1 Placement Stitch 3600 1076
- 2 Basting Stitch 1902 1147
- 3 BERNINA CutWork Accessory Cut 1 1001
- 4 BERNINA CutWork Accessory Cut 2 1001
- 5 BERNINA CutWork Accessory Cut 3 1001
- 6 BERNINA CutWork Accessory Cut 4 1001

**BC01635\_CWA02** For use with the BERNINA CutWork Accessory

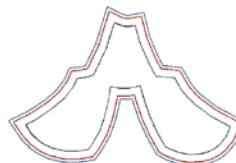
Size Inches: 6.53w x 4.68h  
 Size mm: 165.86w x 118.87h  
 Stitch Count: 4,913 I S



- 1 Placement Stitch 3600 1076
- 2 Basting Stitch 1902 1147
- 3 BERNINA CutWork Accessory Cut 1 1001
- 4 BERNINA CutWork Accessory Cut 2 1001
- 5 BERNINA CutWork Accessory Cut 3 1001
- 6 BERNINA CutWork Accessory Cut 4 1001

**BC01635\_CWA06** For use with the BERNINA CutWork Accessory

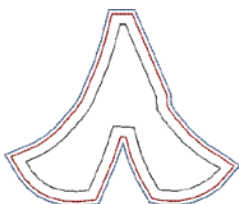
Size Inches: 5.81w x 3.89h  
 Size mm: 147.57w x 98.81h  
 Stitch Count: 4,198 I S



- 1 Placement Stitch 3600 1076
- 2 Basting Stitch 1902 1147
- 3 BERNINA CutWork Accessory Cut 1 1001
- 4 BERNINA CutWork Accessory Cut 2 1001
- 5 BERNINA CutWork Accessory Cut 3 1001
- 6 BERNINA CutWork Accessory Cut 4 1001

**BC01635\_CWA03** For use with the BERNINA CutWork Accessory

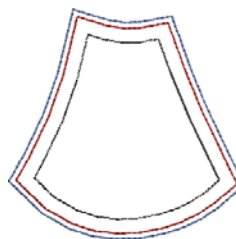
Size Inches: 4.54w x 3.75h  
 Size mm: 115.32w x 95.25h  
 Stitch Count: 3,478 I S



- 1 Placement Stitch 3600 1076
- 2 Basting Stitch 1902 1147
- 3 BERNINA CutWork Accessory Cut 1 1001
- 4 BERNINA CutWork Accessory Cut 2 1001
- 5 BERNINA CutWork Accessory Cut 3 1001
- 6 BERNINA CutWork Accessory Cut 4 1001

**BC01635\_CWA07** For use with the BERNINA CutWork Accessory

Size Inches: 3.23w x 3.14h  
 Size mm: 82.04w x 79.76h  
 Stitch Count: 2,370 I S



- 1 Placement Stitch 3600 1076
- 2 Basting Stitch 1902 1147
- 3 BERNINA CutWork Accessory Cut 1 1001
- 4 BERNINA CutWork Accessory Cut 2 1001
- 5 BERNINA CutWork Accessory Cut 3 1001
- 6 BERNINA CutWork Accessory Cut 4 1001

**BC01636\_CWA01 For use with the BERNINA CutWork Accessory**

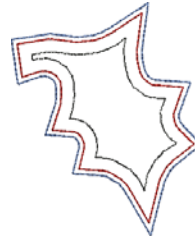
Size Inches: 4.85w x 6.62h  
 Size mm: 123.19w x 168.15h  
 Stitch Count: 4,643 I S



- 1 Placement Stitch 3600 1076
- 2 Basting Stitch 1902 1147
- 3 BERNINA CutWork Accessory  
Cut 1 1001
- 4 BERNINA CutWork Accessory  
Cut 2 1001
- 5 BERNINA CutWork Accessory  
Cut 3 1001
- 6 BERNINA CutWork Accessory  
Cut 4 1001

**BC01636\_CWA05 For use with the BERNINA CutWork Accessory**

Size Inches: 2.90w x 3.56h  
 Size mm: 73.66w x 90.42h  
 Stitch Count: 2,338 I S



- 1 Placement Stitch 3600 1076
- 2 Basting Stitch 1902 1147
- 3 BERNINA CutWork Accessory  
Cut 1 1001
- 4 BERNINA CutWork Accessory  
Cut 2 1001
- 5 BERNINA CutWork Accessory  
Cut 3 1001
- 6 BERNINA CutWork Accessory  
Cut 4 1001

**BC01636\_CWA02 For use with the BERNINA CutWork Accessory**

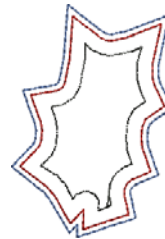
Size Inches: 4.32w x 8.57h  
 Size mm: 109.73w x 217.68h  
 Stitch Count: 6,430 I S



- 1 Placement Stitch 3600 1076
- 2 Basting Stitch 1902 1147
- 3 BERNINA CutWork Accessory  
Cut 1 1001
- 4 BERNINA CutWork Accessory  
Cut 2 1001
- 5 BERNINA CutWork Accessory  
Cut 3 1001
- 6 BERNINA CutWork Accessory  
Cut 4 1001

**BC01636\_CWA06 For use with the BERNINA CutWork Accessory**

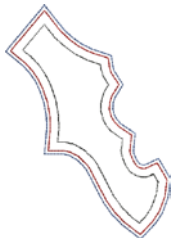
Size Inches: 2.11w x 3.04h  
 Size mm: 53.59w x 77.22h  
 Stitch Count: 2,023 I S



- 1 Placement Stitch 3600 1076
- 2 Basting Stitch 1902 1147
- 3 BERNINA CutWork Accessory  
Cut 1 1001
- 4 BERNINA CutWork Accessory  
Cut 2 1001
- 5 BERNINA CutWork Accessory  
Cut 3 1001
- 6 BERNINA CutWork Accessory  
Cut 4 1001

**BC01636\_CWA03 For use with the BERNINA CutWork Accessory**

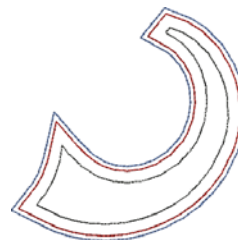
Size Inches: 3.80w x 5.34h  
 Size mm: 96.52w x 135.64h  
 Stitch Count: 3,247 I S



- 1 Placement Stitch 3600 1076
- 2 Basting Stitch 1902 1147
- 3 BERNINA CutWork Accessory  
Cut 1 1001
- 4 BERNINA CutWork Accessory  
Cut 2 1001
- 5 BERNINA CutWork Accessory  
Cut 3 1001
- 6 BERNINA CutWork Accessory  
Cut 4 1001

**BC01636\_CWA07 For use with the BERNINA CutWork Accessory**

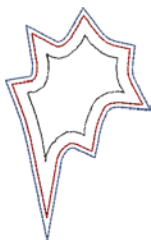
Size Inches: 3.94w x 3.90h  
 Size mm: 100.08w x 99.06h  
 Stitch Count: 3,322 I S



- 1 Placement Stitch 3600 1076
- 2 Basting Stitch 1902 1147
- 3 BERNINA CutWork Accessory  
Cut 1 1001
- 4 BERNINA CutWork Accessory  
Cut 2 1001
- 5 BERNINA CutWork Accessory  
Cut 3 1001
- 6 BERNINA CutWork Accessory  
Cut 4 1001

**BC01636\_CWA04 For use with the BERNINA CutWork Accessory**

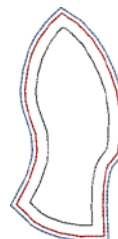
Size Inches: 2.52w x 4.06h  
 Size mm: 64.01w x 103.12h  
 Stitch Count: 2,182 I S



- 1 Placement Stitch 3600 1076
- 2 Basting Stitch 1902 1147
- 3 BERNINA CutWork Accessory  
Cut 1 1001
- 4 BERNINA CutWork Accessory  
Cut 2 1001
- 5 BERNINA CutWork Accessory  
Cut 3 1001
- 6 BERNINA CutWork Accessory  
Cut 4 1001

**BC01636\_CWA08 For use with the BERNINA CutWork Accessory**

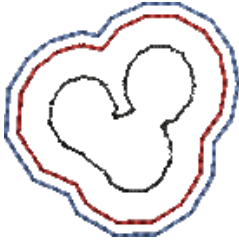
Size Inches: 2.03w x 4.18h  
 Size mm: 51.56w x 106.17h  
 Stitch Count: 2,315 I S



- 1 Placement Stitch 3600 1076
- 2 Basting Stitch 1902 1147
- 3 BERNINA CutWork Accessory  
Cut 1 1001
- 4 BERNINA CutWork Accessory  
Cut 2 1001
- 5 BERNINA CutWork Accessory  
Cut 3 1001
- 6 BERNINA CutWork Accessory  
Cut 4 1001

**BC01636\_CWA09 For use with the BERNINA CutWork Accessory**

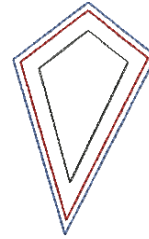
Size Inches: 1.49w x 1.47h      Size mm: 37.85w x 37.34h      Stitch Count: 1,074      I      S



- 1 Placement Stitch      3600      1076
- 2 Basting Stitch      1902      1147
- 3 BERNINA CutWork Accessory  
Cut 1      Cut 1      1001
- 4 BERNINA CutWork Accessory  
Cut 2      Cut 2      1001
- 5 BERNINA CutWork Accessory  
Cut 3      Cut 3      1001
- 6 BERNINA CutWork Accessory  
Cut 4      Cut 4      1001

**BC01638\_CWA04 For use with the BERNINA CutWork Accessory**

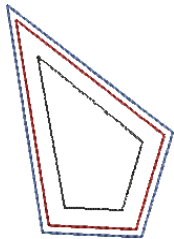
Size Inches: 1.74w x 2.83h      Size mm: 44.20w x 71.88h      Stitch Count: 1,415      I      S



- 1 Placement Stitch      3600      1076
- 2 Basting Stitch      1902      1147
- 3 BERNINA CutWork Accessory  
Cut 1      Cut 1      1001
- 4 BERNINA CutWork Accessory  
Cut 2      Cut 2      1001
- 5 BERNINA CutWork Accessory  
Cut 3      Cut 3      1001
- 6 BERNINA CutWork Accessory  
Cut 4      Cut 4      1001

**BC01638\_CWA02 For use with the BERNINA CutWork Accessory**

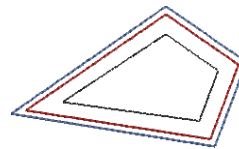
Size Inches: 1.77w x 2.45h      Size mm: 44.96w x 62.23h      Stitch Count: 1,252      I      S



- 1 Placement Stitch      3600      1076
- 2 Basting Stitch      1902      1147
- 3 BERNINA CutWork Accessory  
Cut 1      Cut 1      1001
- 4 BERNINA CutWork Accessory  
Cut 2      Cut 2      1001
- 5 BERNINA CutWork Accessory  
Cut 3      Cut 3      1001
- 6 BERNINA CutWork Accessory  
Cut 4      Cut 4      1001

**BC01638\_CWA05 For use with the BERNINA CutWork Accessory**

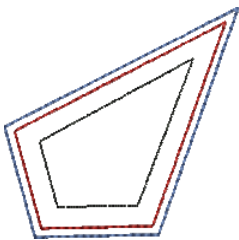
Size Inches: 2.78w x 1.65h      Size mm: 70.61w x 41.91h      Stitch Count: 1,302      I      S



- 1 Placement Stitch      3600      1076
- 2 Basting Stitch      1902      1147
- 3 BERNINA CutWork Accessory  
Cut 1      Cut 1      1001
- 4 BERNINA CutWork Accessory  
Cut 2      Cut 2      1001
- 5 BERNINA CutWork Accessory  
Cut 3      Cut 3      1001
- 6 BERNINA CutWork Accessory  
Cut 4      Cut 4      1001

**BC01638\_CWA02 For use with the BERNINA CutWork Accessory**

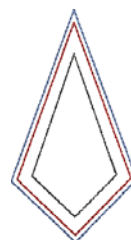
Size Inches: 2.18w x 2.12h      Size mm: 55.37w x 53.85h      Stitch Count: 1,407      I      S



- 1 Placement Stitch      3600      1076
- 2 Basting Stitch      1902      1147
- 3 BERNINA CutWork Accessory  
Cut 1      Cut 1      1001
- 4 BERNINA CutWork Accessory  
Cut 2      Cut 2      1001
- 5 BERNINA CutWork Accessory  
Cut 3      Cut 3      1001
- 6 BERNINA CutWork Accessory  
Cut 4      Cut 4      1001

**BC01638\_CWA06 For use with the BERNINA CutWork Accessory**

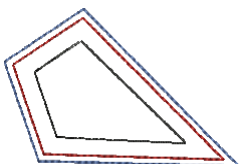
Size Inches: 1.94w x 3.58h      Size mm: 49.28w x 90.93h      Stitch Count: 1,703      I      S



- 1 Placement Stitch      3600      1076
- 2 Basting Stitch      1902      1147
- 3 BERNINA CutWork Accessory  
Cut 1      Cut 1      1001
- 4 BERNINA CutWork Accessory  
Cut 2      Cut 2      1001
- 5 BERNINA CutWork Accessory  
Cut 3      Cut 3      1001

**BC01638\_CWA03 For use with the BERNINA CutWork Accessory**

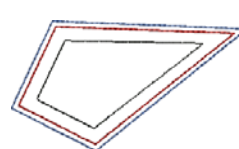
Size Inches: 2.60w x 1.73h      Size mm: 66.04w x 43.94h      Stitch Count: 1,287      I      S



- 1 Placement Stitch      3600      1076
- 2 Basting Stitch      1902      1147
- 3 BERNINA CutWork Accessory  
Cut 1      Cut 1      1001
- 4 BERNINA CutWork Accessory  
Cut 2      Cut 2      1001
- 5 BERNINA CutWork Accessory  
Cut 3      Cut 3      1001
- 6 BERNINA CutWork Accessory  
Cut 4      Cut 4      1001

**BC01638\_CWA07 For use with the BERNINA CutWork Accessory**

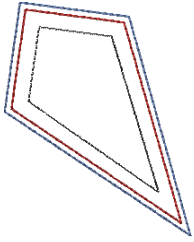
Size Inches: 3.39w x 1.84h      Size mm: 86.11w x 46.74h      Stitch Count: 1,698      I      S



- 1 Placement Stitch      3600      1076
- 2 Basting Stitch      1902      1147
- 3 BERNINA CutWork Accessory  
Cut 1      Cut 1      1001
- 4 BERNINA CutWork Accessory  
Cut 2      Cut 2      1001
- 5 BERNINA CutWork Accessory  
Cut 3      Cut 3      1001
- 6 BERNINA CutWork Accessory  
Cut 4      Cut 4      1001

**BC01638\_CWA08 For use with the BERNINA CutWork Accessory**

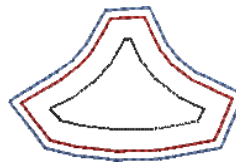
Size Inches: 2.32w x 2.88h  
 Size mm: 58.93w x 73.15h  
 Stitch Count: 1,588 I S



- 1 Placement Stitch 3600 1076
- 2 Basting Stitch 1902 1147
- 3 BERNINA CutWork Accessory Cut 1 1001
- 4 BERNINA CutWork Accessory Cut 3 1001
- 5 BERNINA CutWork Accessory Cut 4 1001

**BC01639\_CWA01 For use with the BERNINA CutWork Accessory**

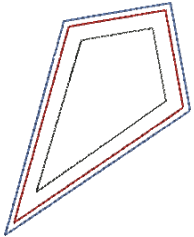
Size Inches: 2.12w x 1.37h  
 Size mm: 53.85w x 34.80h  
 Stitch Count: 1,091 I S



- 1 Placement Stitch 3600 1076
- 2 Basting Stitch 1902 1147
- 3 BERNINA CutWork Accessory Cut 1 1001
- 4 BERNINA CutWork Accessory Cut 2 1001
- 5 BERNINA CutWork Accessory Cut 3 1001
- 6 BERNINA CutWork Accessory Cut 4 1001

**BC01638\_CWA09 For use with the BERNINA CutWork Accessory**


Size Inches: 2.33w x 2.91h  
 Size mm: 59.18w x 73.91h  
 Stitch Count: 1,580 I S



- 1 Placement Stitch 3600 1076
- 2 Basting Stitch 1902 1147
- 3 BERNINA CutWork Accessory Cut 1 1001
- 4 BERNINA CutWork Accessory Cut 2 1001
- 5 BERNINA CutWork Accessory Cut 3 1001

**BC01639\_CWA02 For use with the BERNINA CutWork Accessory**

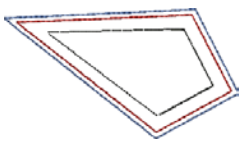
Size Inches: 3.01w x 1.49h  
 Size mm: 76.45w x 37.85h  
 Stitch Count: 1,524 I S



- 1 Placement Stitch 3600 1076
- 2 Basting Stitch 1902 1147
- 3 BERNINA CutWork Accessory Cut 1 1001
- 4 BERNINA CutWork Accessory Cut 2 1001
- 5 BERNINA CutWork Accessory Cut 3 1001
- 6 BERNINA CutWork Accessory Cut 4 1001

**BC01638\_CWA10 For use with the BERNINA CutWork Accessory**

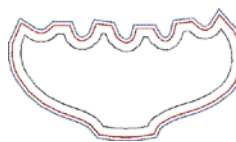
Size Inches: 3.41w x 1.86h  
 Size mm: 86.61w x 47.24h  
 Stitch Count: 1,660 I S



- 1 Placement Stitch 3600 1076
- 2 Basting Stitch 1902 1147
- 3 BERNINA CutWork Accessory Cut 1 1001
- 4 BERNINA CutWork Accessory Cut 2 1001
- 5 BERNINA CutWork Accessory Cut 3 1001
- 6 BERNINA CutWork Accessory Cut 4 1001

**BC01639\_CWA03 For use with the BERNINA CutWork Accessory**

Size Inches: 5.31w x 2.94h  
 Size mm: 134.87w x 74.68h  
 Stitch Count: 3,602 I S



- 1 Placement Stitch 3600 1076
- 2 Basting Stitch 1902 1147
- 3 BERNINA CutWork Accessory Cut 1 1001
- 4 BERNINA CutWork Accessory Cut 2 1001
- 5 BERNINA CutWork Accessory Cut 3 1001
- 6 BERNINA CutWork Accessory Cut 4 1001

**BC01638\_CWA11 For use with the BERNINA CutWork Accessory**

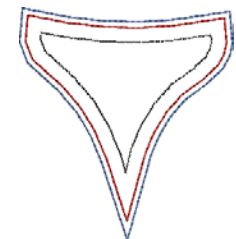
Size Inches: 3.96w x 3.81h  
 Size mm: 100.58w x 96.77h  
 Stitch Count: 2,764 I S



- 1 Placement Stitch 3600 1076
- 2 Basting Stitch 1902 1147
- 3 BERNINA CutWork Accessory Cut 1 1001
- 4 BERNINA CutWork Accessory Cut 2 1001
- 5 BERNINA CutWork Accessory Cut 3 1001
- 6 BERNINA CutWork Accessory Cut 4 1001

**BC01639\_CWA04 For use with the BERNINA CutWork Accessory**

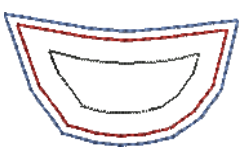
Size Inches: 2.87w x 3.12h  
 Size mm: 72.90w x 79.25h  
 Stitch Count: 1,924 I S



- 1 Placement Stitch 3600 1076
- 2 Basting Stitch 1902 1147
- 3 BERNINA CutWork Accessory Cut 1 1001
- 4 BERNINA CutWork Accessory Cut 2 1001
- 5 BERNINA CutWork Accessory Cut 3 1001
- 6 BERNINA CutWork Accessory Cut 4 1001

**BC01639\_CWA05 For use with the BERNINA CutWork Accessory**


Size Inches: 2.03w x 1.13h      Size mm: 51.56w x 28.70h      Stitch Count: 980



■ 1	Placement Stitch	3600	1076
■ 2	Basting Stitch	1902	1147
■ 3	BERNINA CutWork Accessory Cut 1	Cut 1	1001
■ 4	BERNINA CutWork Accessory Cut 2	Cut 2	1001
■ 5	BERNINA CutWork Accessory Cut 3	Cut 3	1001
■ 6	BERNINA CutWork Accessory Cut 4	Cut 4	1001

**BC01639\_CWA06 For use with the BERNINA CutWork Accessory**

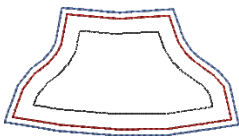
Size Inches: 3.04w x 1.42h      Size mm: 77.22w x 36.07h      Stitch Count: 1,647



■ 1	Placement Stitch	3600	1076
■ 2	Basting Stitch	1902	1147
■ 3	BERNINA CutWork Accessory Cut 1	Cut 1	1001
■ 4	BERNINA CutWork Accessory Cut 2	Cut 2	1001
■ 5	BERNINA CutWork Accessory Cut 3	Cut 3	1001
■ 6	BERNINA CutWork Accessory Cut 4	Cut 4	1001

**BC01639\_CWA07 For use with the BERNINA CutWork Accessory**

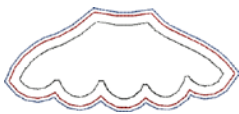
Size Inches: 3.02w x 1.62h      Size mm: 76.71w x 41.15h      Stitch Count: 1,561



■ 1	Placement Stitch	3600	1076
■ 2	Basting Stitch	1902	1147
■ 3	BERNINA CutWork Accessory Cut 1	Cut 1	1001
■ 4	BERNINA CutWork Accessory Cut 2	Cut 2	1001
■ 5	BERNINA CutWork Accessory Cut 3	Cut 3	1001
■ 6	BERNINA CutWork Accessory Cut 4	Cut 4	1001

**BC01639\_CWA08 For use with the BERNINA CutWork Accessory**

Size Inches: 5.15w x 2.23h      Size mm: 130.81w x 56.64h      Stitch Count: 2,875



■ 1	Placement Stitch	3600	1076
■ 2	Basting Stitch	1902	1147
■ 3	BERNINA CutWork Accessory Cut 1	Cut 1	1001
■ 4	BERNINA CutWork Accessory Cut 2	Cut 2	1001
■ 5	BERNINA CutWork Accessory Cut 3	Cut 3	1001
■ 6	BERNINA CutWork Accessory Cut 4	Cut 4	1001